

Marketing Design

Print and Digital



Marketing Design

Print and Digital



ECHO RED ARMOR
Hand Scrub
DIRT-POWERED
CLEANS & PROTECTS

Hand Scrub
is dirt-powered
and water-activated to
deliver a clean you've never
experienced before.

704-893-2878
511 Union West Blvd. Stallings NC



Husqvarna

372XP
24"
Reg: \$959

Now: **\$815**
Saves \$144

T435
14"
Reg: \$339

Now: **\$289**
Saves \$50

562XP
24"
Reg: \$779

Now: **\$663**
Saves \$116



82V
SNAPPER

**ONE BATTERY.
MULTIPLE TOOLS**

DIG ANYWHERE



704-893-2878
www.iss-go.com


20 OPEN HOUSE 20

MARCH 6 - 7
MARK YOUR CALENDAR



Simplicity

STIHL Power



www.iss-go.com

Marketing Design

Print and Digital



Brands Design

Logos

Creating a brand design its a essential element for any business. Can be a complicated task, the research, brainstorming, colors, fonts, integration of elements with text, the back and foward with the client but in the end we always find the right solution, that logo that speak for themself and make the company looks professional.

Programs used: Illustrator | Photoshop



Backlit Design

Education Event

The company was ready to make a presentation in a huge education event and they want to impress! Say no more! we start to implement all students from all ages and inclusive in all aspects. Using the brands colors and highlighting the A logo. Was a very fun project and results speak by themselves.

Programs used: Illustrator | Photoshop




Video Intro

Storyboard

This video intro was for Language for K grade. We already have some characters for this project ready, my idea was to insert those characters inside a car and create this landscape where you see the car going thru all the letters simulating like all the kids leaning the basics letters from this lesson.

Programs used: Illustrator | After Effects




Games Animations

Lottie Animations

The developers in our team create interactive games test that help kids to learn. We create the design of the game flow and in the end screen have a cute animation celebrating you pass the test. I use illustrator to create the whole set of vectors and make the final animation in After Effects, then export to .Json file that way the developers can integrated in the game.

Programs used: Illustrator | After Effects | Lottie Extension

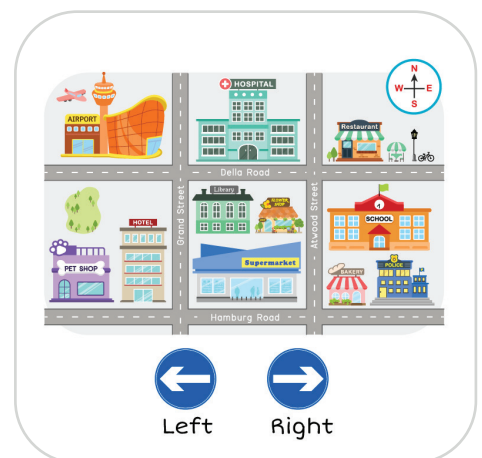
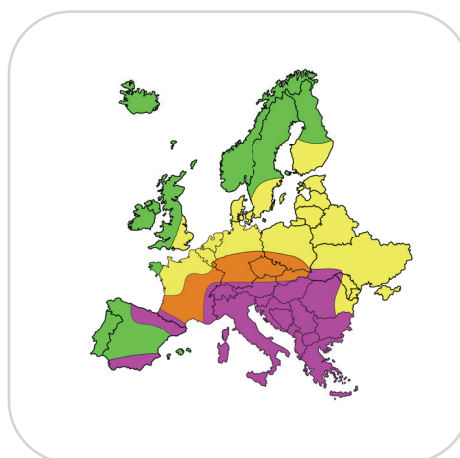

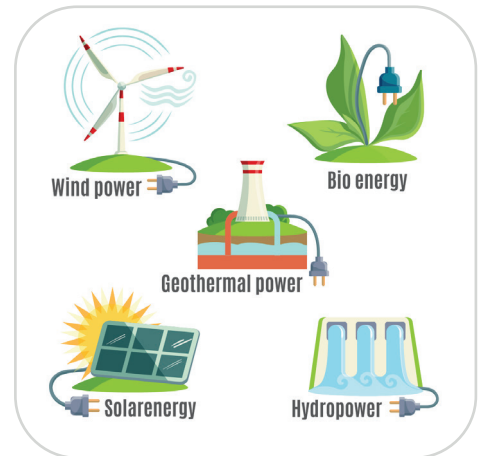
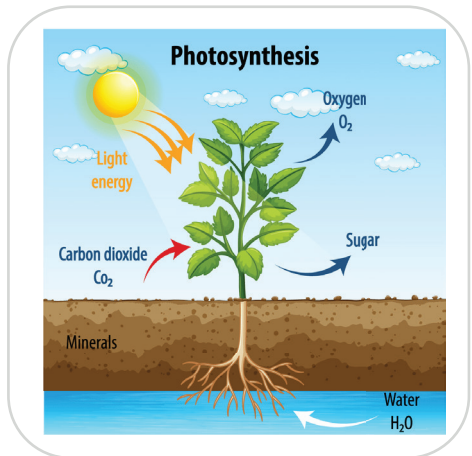



Images

Images for Lesson

The creating of images are a vital part of education. Using visual images help the brain to process the information better. Mainly we use Illustrator to edit any of those vectors graphics, Photoshop and AI when is need it.

Programs used: Illustrator | Photoshop | AI Firefly



Worksheets

and Interactive PDF

Alignment, style and space are very important part of the creation of Worksheets. Using Indesign to create a uniform structure and Illustrator for some vector graphics. We use Acrobat Pro to create interactive PDF where the students can write in same pdf and not need to print them.

Programs used: Indesign | Illustrator | Acrobat Pro



Social Studies

Name: _____ Date: _____

My Own Invention

Do you have what it takes to be an inventor? Use what you have learned to complete the activity below. Think of your own invention that can help solve a real-life problem. Write down the problem in the **Problem** box. Next, create an invention that will solve that problem. Draw your invention in the **Invention** box. Then write a complete sentence to answer the question in the last box.

<p style="text-align: center; font-size: small;">Problem</p> <hr/> <hr/> <hr/> <hr/> <hr/> <hr/> <hr/> <hr/> <hr/> <hr/>	<p style="text-align: center; font-size: small;">Invention</p> <hr/> <hr/> <hr/> <hr/> <hr/> <hr/> <hr/> <hr/> <hr/> <hr/>
--	--

How does your invention solve

Name: _____ Date: _____

Mental Math: Addition and Multiplication

Use mental math to solve the addition and multiplication problems below. Use the sums and products to help you solve the riddle!

Example

Solve the multiplication problems using mental math.

$10 \times 5 = 50$

Solve the addition problems by breaking the numbers down to find friendly numbers.

$324 + 52 = 376$

$300 + 0$
 $20 + 50$
 $4 + 2$

A S

Next page

Guided Lesson Notes

Name: _____ Date: _____

Working Safely in Science

Directions: Complete this study guide as you move through the lesson. By taking notes, you are more likely to remember what you are learning. The completed study guide can be used to complete practice activities and to prepare for quizzes and exams. Be sure to save each study guide so you can access it when you need it.

Essential Vocabulary

<i>field investigation</i>	<i>safety data sheet (SDS)</i>

Science Safety Guidelines

1. What is the number one rule for maintaining personal safety when conducting a science investigation?

Next Page

Characters

Crypto NFT

Long time ago you possible remember to world was into the NFT world. One Vision is a NFT collection with a super creative and fun characters from real world and imaginary, they all have in common one eye=one vision.

Programs used: Illustrator

